

East Central Railway

Expression of Interest

Open Application Notice No. 01/2025

Expression of interest (EOI) from the Private hospitals/Labs/ Diagnostic Centers are invited from Chief Medical Superintendent, East Central Railway, Pt. DDU Division for and on behalf of the President of India for the work appended below: -

Sl. No.	Particulars	Description
1.	Name of the Work with its Location	Outsourcing of Cashless Investigations service for CT scan/ MRI & Clinical investigation (Pathology, Radiology & Others) for the Railway beneficiaries of Pt. DDU Division for a period of Two years on CGHS Rates through open applications. Location: 1) Divisional Railway Hospital/Pt. DDU Division
2.	Rates to be charged for this work	CGHS Prayagraj Rates or Rates of nearest CGHS hospital of the city.
3.	Date and time and duration for submission of application for the work	10/07/2025 by 17:00 hrs. or within 21 days of last publishing of this advertisement in news-papers whichever is later.
4.	Date and time for opening of applications	After 21 days from the last publications of this notice in last newspapers in the office of the CMS/DDU/ECR at 17:00 hrs.
5.	Website particulars and notice board location where complete details and format can be downloaded	Website: https://ecr.indianrailways.gov.in/

Note:

1. Application must be sent in sealed envelope to Chief Medical Superintendent, East Central Railway, Pt. DDU Division, Pt. DDU Nagar, District Chandauli, UP-232101.
2. If the office happens to be closed after 21 days on account of any holiday, the applications will be opened on next working day as per fixed time, schedule and venue.
3. The Railway Administration has reserved the right to cancel the application without any information.
4. Details of this notice and formats can be downloaded from the website:

<https://ecr.indianrailways.gov.in/>

Chief Medical Superintendent,
East Central Railway,
Pt. DDU Division

Chief Medical Suprintendent
पूर्व मध्य रेल, पं० दी० द० उपा० मंडल
East Central Rly., Pt. DDU Division

पूर्व मध्य रेल
आशय / रुचि की अभिव्यक्ति हेतु आमंत्रण
खुली आवेदन सूचना सं० 01-2025

मुख्य चिकित्सा अधीक्षक, पूर्व मध्य रेल, पंडित दीन दयाल उपाध्याय मंडल भारत के राष्ट्रपति की ओर से आशय / रुचि की अभिव्यक्ति के लिए निम्नलिखित कार्य के लिए प्रतिष्ठित एवं दक्ष एवं अनुभवी प्राइवेट हॉस्पिटल / लैब / डायग्नोस्टिक सेंटरों से आवेदन आमंत्रित किया जाता है -


1.	कार्य का नाम एवं स्थान	पं. डीडीयू मंडल के रेलवे लाभार्थियों के लिए सी.टी. स्कैन/एम.आर.आई. और क्लीनिकल जांच (पैथोलॉजी, रेडियोलॉजी और अन्य) के लिए कैशलेस जांच सेवा की आउटसोर्सिंग, खुले आवेदन के माध्यम से सी.जी.एच.एस. दरों पर दो वर्ष की अवधि के लिए। स्थान - 1. मंडल रेल अस्पताल / डीडीयू
2.	कार्य करने की दर	सी जी एच एस प्रयागराज दर या समीपस्थ सी.जी.एच.एस अस्पताल की दर
3.	आवेदन जमा करने की तिथि एवं समय	10/07/2025 को 17.00 बजे तक या अन्तिम सूचना प्रकाशित होने के 21 दिन बाद जो भी बाद में है, तक जमा हो जाना चाहिए।
4.	आवेदन खुलने की तिथि	अन्तिम सूचना प्रकाशित होने के 21 दिन के बाद 17.00 बजे को।
5.	वेबसाइट एवं नोटिस बोर्ड पर विवरण जहाँ से कार्य की विस्तृत जानकारी प्राप्त की जा सकती है।	Website: https://ecr.indianrailways.gov.in/

नोट -

- आवेदन सीलबंद लिफाफे में मुख्य चिकित्सा अधीक्षक, पूर्व मध्य रेलवे, पं. डीडीयू मंडल, पं. डीडीयू नगर, जिला चंदौली, यूपी- 232101 को जमा होना चाहिए।
- किसी घोषित या अघोषित अवकाश के कारणवश यदि कार्यालय बन्द होता है तो आवेदन प्रपत्र को प्रकाशन की अवधि के 21 दिन के बाद कृमशः अगले कार्य दिवस को निर्धारित **समझा** जाएगा।
- रेलवे प्रशासन के पास यह अधिकार सुरक्षित होगा कि वह बिना कोई निश्चित कारण बताए आवेदन को निरस्त कर सकता है।
- आवेदन का प्रारूप व अन्य नियम एवं शर्तें website <https://ecr.indianrailways.gov.in/> से डाउनलोड एवं प्राप्त किया जा सकता है।

25/07/25
मुख्य चिकित्सा अधीक्षक
पूर्व मध्य रेल / डीडीयू।
मुख्य चिकित्सा अधीक्षक
Chief Medical Suprintendent
पूर्व मध्य रेल, पं० दी० द० उपा० मंडल
East Central Rly., Pt. DDU Division

Pt. DDU Division, dated 16.06.2025



Minimum qualifying criteria/ General Conditions for Empanelment/Outsourcing of diagnostic investigations


Minimum qualifying criteria for Empanelment/Outsourcing of diagnostic investigations for the diagnostic centres/ Hospitals/Imaging centres are as follows:

1. The diagnostic center seeking shortlisting should have good reputation and preferably holding ISO Certification or similar credit rating of excellence in the field of pathology / radiology.
2. Duly signed & stamped copies of all the documents mentioned in the criteria for empanelment should be enclosed as per Annexures.
3. List of investigations facilities available in the Health Care Organization/ Diagnostic centre / labs to be provided.
4. The diagnostic center must have the capacity to submit all claims/ bills in electronic or hard copy format (Whichever prescribed by Railway Administration) to the Railway system and must have also dedicated equipment, software and connectivity for such submission.
5. The diagnostic centres/ Hospitals/Imaging centres should be willing to work at CGHS rates of Prayagraj on bill system (Depending upon accreditation of diagnostic Center and its validity (NABL/ Non NABL):
 - a) For investigations, for which CGHS, Prayagraj rates are not available as above, CGHS Rate list for that city/ nearest city for which CGHS rate is available, will be applicable.
 - b) In case, CGHS Rate for any particular investigation is not available then AIIMS Delhi Rate or any Government Hospital Rate shall be applicable.
 - c) In case, none of above is available, then a mutually agreed rate between Railway Administration and the Diagnostic centre/ Hospital shall be payable.
 - d) Railway Administration reserves the right to prescribe/revise rates for new or existing treatment procedure(s)/Investigation(s) as and when CGHS revises the rates, or otherwise.
6. The diagnostic centres/ Hospitals/Imaging centres should have full time qualified technical staff, pathologist/Radiologist /Sonologist with Post graduate qualifications preferably a post graduate degree and other specialist as required and training in the relevant field i.e. imaging etc.

26
16-6-25

a) **For Pathology:** it should have a full-time qualified pathologist – MD (Pathology) or any other similar equivalent Post graduate qualification in field of Pathology and lab technicians, Machineries used for lab tests should be of advance/ latest technology.

b) **For Radiology:** it should have a full-time qualified Radiologist – MD (Radio) OR DNB(Radio) or DMRD or any other similar equivalent Post graduate qualification in field of Radiology and Radiographers, Machineries used for imaging/tests should be of advance/latest technology.



For C T Scan: The system should be latest state of the art with acquisition of at least 64 slices per rotation.

For MRI: Whole Body Magnetic Resonance Imaging system with 1.5 Tesla or more, optimized for higher performance in Cardiac & Neuro-radiological Medical examination.

7. Diagnostic Center should be reputed locally and registered with local authorities and should have three years' experience of such kind of empanelment with any other government/ Private Hospital, however in case of Pandit DDU Nagar, considering the need of local conditions, reputed and locally registered labs / diagnostic Centers / Health care organisations, willing to work on CGHS Prayagraj or CGHS Rate of applicable city, are exempted from this clause. **[Authority – Para 04 of SOP circulated vide PCMD / ECR/ HJP office's letter no. ECR/MED/Investigation (Policy)/2017 dated 21/09/2020].**

8. Equipment and reagent used for diagnostic/clinical investigations must be from standard makes.

9. The centre should be well-equipped, spacious and have good communications for easy road approach.

10. The diagnostic centres/ Hospitals/Imaging centres should be open 24x7 and should have facilities for investigation in emergency if needed. If possible, it should offer free ambulance service in case of any emergency arises.


11. It should be willing to collect samples from bedside at Divisional Railway Hospital, Pt. DDU and deliver the reports in hospital and should have provision to send the report via online mode i.e. WhatsApp, Gmail or any other mode of e-services in emergency.

12. The centre must give priorities to Railway Patients.

13. It should indemnify Railway in case of any claim arising out of service rendered by them and shall not held Railway Administration responsible for this.

14. After scrutiny of documents from submissioners, only submissioners found suitable in **Technical Bidding**, which is inclusive of **Physical inspection of respective diagnostic centre**, will be invited for **financial bidding**.

15. **Lowest offered rate (L₁ rate) for CGHS unlisted procedure in financial bidding shall be final and applicable to all bidders.**



16. Following due procedures, after approval of competent authority, successful bidders will deposit Performance Bank Guarantee (PBG) of **Rs. 2,00,000/- (Two Lakhs only)** as per Railway Board Letter No. 2014/H-1/19/3/PNM, dated: **20.06.16**, for contract value in the form of Demand Draft in favour of **FA&CAO, ECR, Hajipur** payable at Hajipur. The same will be released only after satisfactorily completion of the contract period. No interest shall be payable on said deposit (Security money) in any circumstances. The amount furnishing "No Dues Certificate".

aw 16/6/25
Chief Medical Superintendent

East Central Railway

Pt. DDU Division

26/6-25
Chief Medical Superintendent
East Central Railway
Pt. DDU Division

(A.) Technical Bidding:

This shall be as per following:

- i. Terms and conditions duly signed by the empanelment submissioners/Director of the Centre along with seal.
- ii. List of Doctors and other para medical staff.
- iii. List of Medical Equipments.

Copies of statutory certificates (duly attested):

- a) No objection certificate from the Chief Fire Officer,
- b) Bio-medical Management and handling Rules,
- c) No objection certificate under Pollution Control Act,
- d) Radiation Protection Certificate in respect of all X-ray, Cath lab and CT Scanners from BARC or any other respective government organization or AERB approval for tie-up for radiological investigations/ radiotherapy, wherever applicable.
- e) Income Tax PAN, TAN No.
- f) Permit to operate lifts under the Lifts and Escalators Act If any,
- g) State Registration Certificate/ Registration with local authorities in case of pathology.
- h) Registration under PCPNDT Act for empanelment of Ultrasound facility,
- i) Certificate of Undertaking as annexure III.

v. Technical details of quoted investigations as per following format:

Srl No.	Name of the Test	Name and address of outsourced centre	Method/Technique used for the test	Maximum time required for submission of report to the hospital

vi. Declaration:


Certified that information furnished within this envelope are correct.

Signature of Director/Authorized
Submissioner / Signatory
Name and address of the centre
Contact no. and Email Id:

(B) Calling of financial bid:

- i. Once a shortlist is finalized after technical bidding, with the approval of the competent authority, the shortlisted centres will be invited for financial bid.
- ii. Diagnostic Center should be reputed locally and registered with local authorities and should have three years' experience of such kind of empanelment with any other

government/ Private Hospital however in case of Pandit DDU Nagar, considering the need of local conditions, reputed and locally registered labs / diagnostic Centers / Health care organisations, willing to work on CGHS Prayagraj or CGHS Rate of applicable city, are exempted from this clause. [Authority – Para 04 of SOP circulated vide PCMD / ECR/ HJP office's letter no. ECR/MED/Investigation (Policy)/2017 dated 21/09/2020].



- iii. All pages of quotations must be signed by the empanelment Submissioner/ Director of centre and the rates should be given in both in figures and words. In case of variation of rates, the mentioned lower rate will be treated as final.
Maximum discount on non-listed investigations should be offered.
- v. Lowest offered rate (L₁ rate) for CGHS unlisted procedure in financial bidding shall be final and applicable to all bidders.
- vi. The prices of tests/Investigations should be indicated in the financial bid against the name of each test as per format given below: (Lists of tests as per attached)-

Srl No.	Name of the Test	Rate of Test in figures in Indian Rupee	Rate of Test in Words in Indian Rupee	Rate in Indian Rs after rebate/ Concession

- vii. The financial bid of only shortlisted submissioners, whose technical bid is fully accepted by TEC, shall be opened.
- viii. In case, agency/firm/centre fails to execute the job entering into the contract or terminate the contract before completion of period of contract at their own accord, the Railway Administration shall have the right to forfeit the security money deposited by the agency/firm/centre for execution of contract for the remaining period through some other firm.
- ix. Following due procedures, after approval of competent authority, successful bidders shall be asked to deposit Performance Bank Guarantee of **Rs. 2,00,000/- (Two Lakhs only)** as per Railway Board Letter No. 2014/H-1/19/3/PNM, dated: 20.06.16, for contract value in the form of Demand Draft in favour of FA & CAO, ECR, Hajipur payable at Hajipur. The same will be released only after satisfactorily completion of the contract period. No interest shall be payable on said deposit (Security money) in any circumstances. The amount furnishing "No Dues Certificate".

Chief Medical Superintendent
East Central Railway

Pt. DDU

21/16-8
पुष्पि कीन कपल उपध्वय मण्डल
Chief Medical Superintendent
East Central Railway

Pt. Deen Dayal Upadhyaya Junction


Application Form for Expression of Interest

Open Application Notice No. 01/2025

**(For empanelment of Hospitals/Diagnostic centres for Clinical investigation
(Pathological & Radiological & Others for a period of Two Years)**

To,

**The Chief Medical Superintendent
East Central Railway,
Pt. DDU Division.**



Subject: - Expression of Interest (EOI) For empanelment of Hospitals/Diagnostic centres for Clinical investigation (Pathological & Radiological & Others) for a period of Two Years vide Open Application Notice No. 01/2025 dated_____.

Sir,

With reference to your Notice inviting EOI Published in the newspaper/website dated_____, I/We wish to offer the Diagnostic Investigation services for Railway beneficiaries of DDU Division on cashless basis. I/We agree to abide by the terms and conditions of the EOI document and I/We also certify that the information as submitted by me/us in Annexures attached with this application is correct and I/We fully understand the consequences of default on our part, if any. I/We are also ready to provide _____% discount on diagnostic investigation/ procedure for which rate is not available in CGHS, Prayagraj/ AIIMS, Delhi list of Diagnostic investigation(s)/Procedures.

16-6-25

**(Name and Signature of the authorized Submissioner with
seal)**

Place: -

Date: -


Enclosures: duly filled signed and stamped at Annexure No./Nos._____

Annexure I

FORMAT FOR EMPANELMENT

(To be submitted duly filled along with application form)

1. Name of the city where hospital/ centre is located:
2. Name of the Hospitals / Diagnostic Centre:
3. Address of the Hospitals / Diagnostic Centre:
4. Telephone No.:
5. Fax no:
6. Mobile No.:
7. E-mail address:
8. Name and contact details of Nodal /authorized persons (attach authority letter)
9. Whether NABL accredited (attach proof) with details of Accreditation and Validity period:
10. Whether NABL applied for (attach proof):
12. For empanelment for all available facilities applied for:
13. PAN/TAN number of firm/proprietor (Attested Photocopy to be enclosed):
14. Valid Registration certificate of Hospital / centre (Photocopy to be enclosed):
15. Total No. of Para-medical staff working under (Attach Certificates):
 - a) Pathology:
 - b) Radiology:
 - c) Any other Facilities applied for:
16. Alternate power source available:
17. Availability of Doctors for respective facilities:
[For pathology (pathologist: MD (Path)) and for Radiology full-time qualified Radiologist – MD (Radio) OR DNB(Radio) or DMRD or any other similar equivalent Post graduate qualification in field of Radiology]
(Degrees/ certificates of Doctor for which centre is going to empanelled to be attached)
18. Laboratory facilities (Yes/No):
 - a) Pathology (Available):
 - b) Radiology (Available):
 - c) Microbiology (Available):
 - d) Any other Imaging facilities available:
19. Waste disposal system as per statutory requirement:
20. Whether it has blood transfusion service with Facilities for screening HIV markers for Hepatitis (B&C), VDRL (Yes/No):




2/16-6-25

Signatures of Applicant or Authorized Person with seal

Checklist for empanelment of diagnostic centre

Srl No	Particular/ Para Meter	Condition complied /Accepted by Submissioner (whether yes/ no/ Accepted/ Not accepted/ Complied/ Not Complied/ Not Applicable/ Not Available)
1)	The diagnostic center seeking shortlisting should have good reputation among patients and Doctors community preferably holding ISO Certification or similar credit rating of excellence in the field of pathology / radiology	
2)	Duly signed & stamped copies of all the documents mentioned in the criteria for empanelment should be enclosed as per Annexures	
3)	List of investigations facilities available in the Health Care Organization/ Diagnostic centre to be provided	
4)	The Health Care Organization must have the capacity to submit all claims/ bills in electronic or hard copy format (Whichever prescribed by Railway Administration) to the Railway system and must have also dedicated equipment, software and connectivity for such submission.	
	The diagnostic centres/ Hospitals/Imaging centres should be willing to work at CGHS rates of Prayagraj on bill system (as and when revised) (Depending upon accreditation of diagnostic Center (NABL/ Non NABL):	
	For investigations, for which CGHS, Prayagraj rates are not available as above, CGHS Rate list for that city/ nearest city for which CGHS rate is available, will be applicable.	
	In case, CGHS Rate for any particular investigation is not available then AIIMS Delhi Rate or any Government Hospital Rate shall be applicable.	
	In case, none of above is available, then a mutually agreed rate between Railway Administration and the Diagnostic centre/ Hospital shall be payable	
	Railway Administration reserves the right to prescribe/ revise rates for new or existing treatment procedure(s)/Investigation(s) as and when CGHS revises the rates, or otherwise.	
6)	The diagnostic centres/ Hospitals/ Imaging centres should have full time qualified technical staff, pathologist/ Radiologist and other specialist as required	
7)	For pathology: it should have a full-time qualified pathologist and lab technicians, Machineries used for lab tests should be of advance/latest technology.	
8)	For Radiology: it should have a for Radiology full-time qualified Radiologist – MD (Radio) OR DNB(Radio) or DMRD or any other similar equivalent Post graduate qualification in field of Radiology and Radiographers, Machineries used for Imaging/tests should be of advance/latest technology.	
	i. For C T Scan: The system should be latest state of the art with acquisition of at least 64 slices per rotation.	
	ii. For MRI: Whole Body Magnetic Resonance Imaging system with 1.5 Tesla or more, optimized for higher performance in Cardiac, & Neuro-radiological Medical examination.	
9)	It should be reputed locally and registered with local authorities. (Name of authority)	

10)	Diagnostic Center should be reputed locally and registered with local authorities and should have three years' experience of such kind of empanelment with any other government/ Private Hospital (In case of Pandit DDU Nagar, this clause shall not be applicable since this place is smaller place and nearest city to this place is Varanasi which is 20 Km away, hence it would be convenient and beneficial to Railway population if any reputed lab / diagnostic center / HCO is empanelled from local Mughalsarai city). [Authority – Para 04 of SOP circulated vide PCMD / ECR/ HJP office's letter no. ECR/MED/Investigation (Policy)/2017 dated 21/09/2020]. (Name of already empanelled Government hospitals/private hospitals)	
11)	Equipment and reagent used for diagnostic/ clinical investigations must be from standard makes	
12)	The centre should be well-equipped, spacious and have good communications for easy road approach	
13)	It should be willing to collect samples from bedside at Divisional Railway Hospital, Pt. DDU and deliver the reports in hospital and should have provision to send the report via online mode i.e. WhatsApp, Gmail or any other mode of e-services in emergency. (if yes, then mention WhatsApp No., Gmail Id of centre).	
14)	The diagnostic centres/ Hospitals/Imaging centres should be open 24x7 and should have facilities for investigation in emergency if needed	
15)	The centre must give priorities to Railway Patients.	
16)	It should indemnify Railway in case of any claim arising out of service rendered by them and shall not held Railway Administration responsible for this	
17)	After scrutiny of documents from submissioners, only submissioners found suitable in Technical Bidding, which is inclusive of Physical inspection of respective diagnostic centre, will be invited for financial bidding.	
18)	Lowest offered rate (L1 rate) for CGHS unlisted procedure in financial bidding shall be final and applicable to all bidders.	
19)	Following due procedures, after approval of competent authority, successful bidders will deposit Performance Bank Guarantee of Rs. 2,00,000/- (Two Lakhs only) as per Railway Board Letter No. 2014/H-1/19/3/PNM, dated: 20.06.16, for contract value in the form of Demand Draft in favour of FA&CAO, ECR, Hajipur payable at Hajipur. The same will be released only after satisfactorily completion of the contract period. No interest shall be payable on said deposit (Security money) in any circumstances. The amount furnishing "No Dues Certificate".	



Declaration:

Certified that information furnished within this envelope are correct.

2/16-6-23

Signature of Submissioner with seal, Phone No, Email Id

(Authority letter issued by Owner/Trustee of the centre for Submissioner must be attached with application)

CERTIFICATE OF UNDERTAKING

Annexure-III

1. It is certified that the particulars given above are correct and eligibility criteria are satisfied.
2. That the hospital/Centre/ laboratory shall not charge higher than the rates notified by CGHS or rates mutually agreed upon.
 - i. That the rates have been provided against a facility/ procedure/ investigation actually available at the organization.
3. That if any information is found to be untrue, hospital/centre would be liable for de- recognition by entire Indian Railways. The organization will be liable to pay compensation for any financial loss caused to Railways or physical and/or mental injuries caused to its beneficiaries.
 - i. That the hospital/centre has the capability to submit bills and medical records in digital/Paper format (whichever/whenever prescribed by Railways) and that the billing will be done in electronic format and medical records will be submitted in digital format.
4. That the hospital/centre will pay damage to the beneficiaries if any injury, loss of the part or death occurs due to gross negligence.
5. That the hospital/centre has not been de-recognized /blacklisted by CGHS or any State Govt. or other organization.
6. That no investigation by Central Govt. / State Govt. or any statutory investigating agency is pending or contemplated against the hospital/centre
7. That I/ We agree for the terms and conditions prescribed in the tender document.

Signatures of Applicant or Authorized Submissioner with seal

Technology/Machineries required for a Diagnostic Centre to be empanelled

1. Pathology:

A pathology lab set up should have the following facilities and Equipments:

Srl No	Pathology Item	Minimum Specification required
A.	Cell Counter / Haematology Analyser	Fully automatic 3-part / 5 part – differential, throughput, more than or equal to 60 samples / hour
B.	Biochemistry analyser	Fully automated, minimum or equal to 100-200 samples per hour or more
C.	Electrolyte Analyser	ISE technology
D.	Urine Analyser	Semi –automated / fully automated, 10 parameter
E.	Centrifuge	Table top, 3000-5000 rpm, having 8-16 test tube occupancy
F.	Incubator/ culture & sensitivity unit	Adjustable temperature 25-70 degree Celsius
G.	Microscope	Binocular with halogen / LED illumination / Trinocular microscope with halogen / LED illumination
H.	Coagulation Analyser	For coagulation profile
I.	Elisa reader and washer	For serological testing
J.	Immunoassay analyser	For immunoassay testing
K.	ESR Machine	For ESR Calculation
L.	Cold chain	Refrigerator / freezer facilities
M.	PCR machine	Real time PCR machine
N.	Steriliser facilities	Autoclave / Steriliser facilities
O.	Histopathology	Should have Microtome, Paraffin Bath & Slide Heater etc.
P.	Glycosylated haemoglobin Analyser	For HbA1c testing
Q.	Micro pipettes of different volumes	

2. Radiology:

A. Magnetic Resonance Image Machine (MRI):

- Internationally approved
- Magnetic Strength: 1.5 Tesla or more
- It should have capability of doing MR Angio, mammography, screening of whole spine in one go.
- Special Features: Perfusion, Diffusion, DSA & Spectrometry are desirable/
- Preference will be given to machines having OTI, Tractography and functional MRI features.

B. Computed Tomography Machine (CT Scan): AERB approved with Minimum 64 slice CT scan machine equipped for Special CT having option of 3D imaging, CT Angio, Perfusion, Dental CT and Virtual Endoscopy etc.

C. USG and Colour Doppler:

- High resolution ultrasound with 3D/4D facilities and grayscale and whole-body colour Doppler including Echocardiography and tissue harmonics.
- Must have the probes for different utilities like abdominal, Short linear for small parts and other for vascular works, adult cardiac probe of low frequency, endo rectal/endo or trans vaginal probe etc.
- There should be facilities for 2D/3D/4D including special software for foetal echo.
- Panoramic imaging desirable for elegant Musculoskeletal work.

D. Mammography: high resolution digital mammography with compression device and a fully legal CR (Computed Radiographic) capability recognized in other countries.

E. X-Ray: AERB Approved, minimum 500 mA or more x-ray with image intensifier and image output by good quality high resolution DR or CR system for digital output of the image and backed by a good laser camera.

F. For Cardiology: Lab Should be equipped with minimum 12 channel ECG Machine and TMT-ECG Machine.

Note: The qualifying criteria, specifications and Technology/Machineries required for a Diagnostic Centre to be empanelled are framed as wholesome criteria but diagnostic center which does not meet criteria of any particular investigation and technical suitability, they will be considered for the investigation and investigation done by other diagnostic modalities, exempting them for diagnostic facilities which they don't have.

Chief Medical Superintendent
East Central Railway
Pt DDU Division
Chief Medical Suprintendent
पूर्व मध्य रेल, पं० दी० द० उपा० मंडल
East Central Rly., Pt. DDU Division